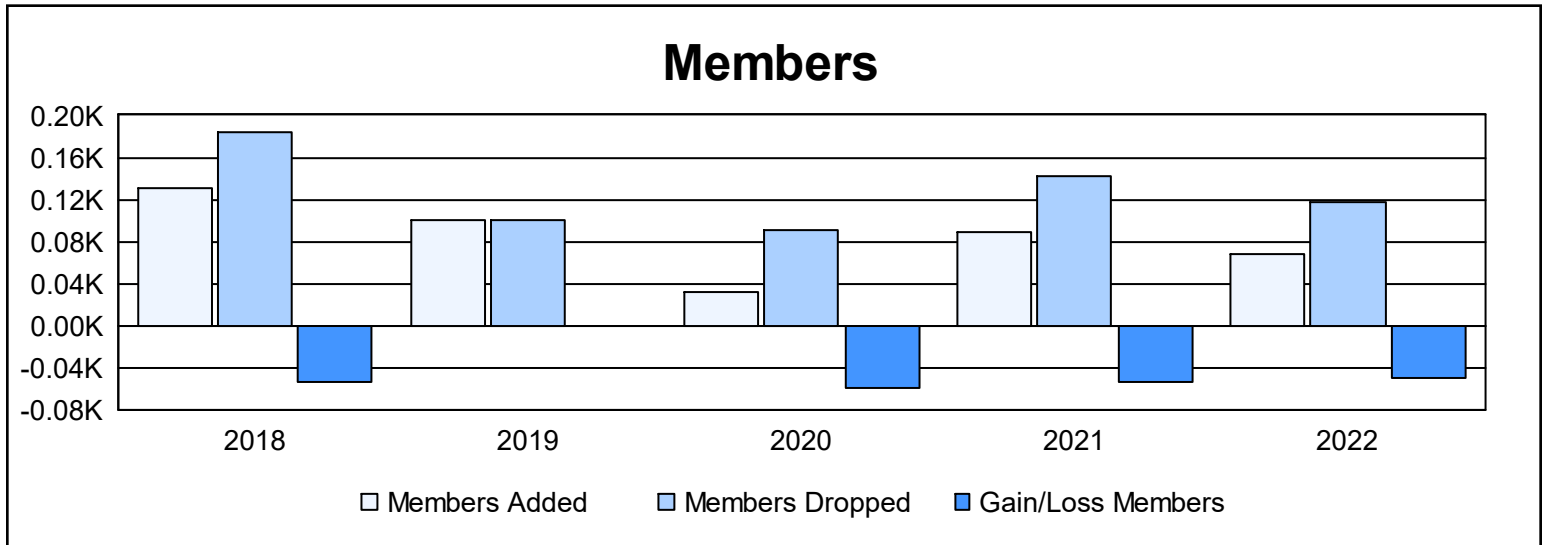
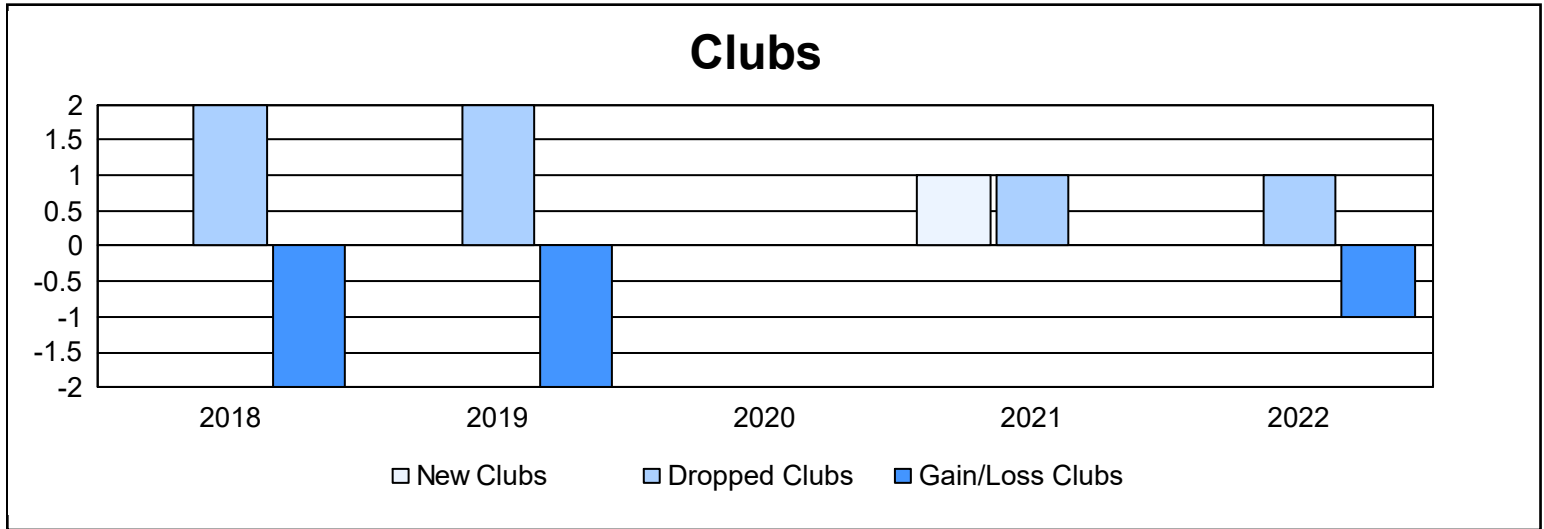
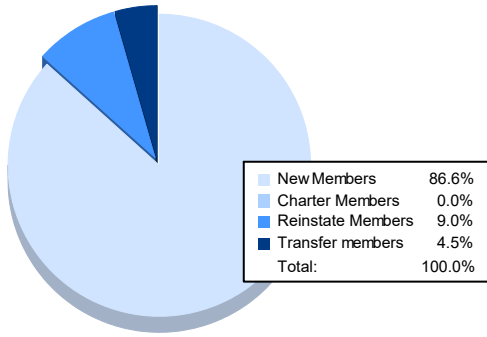


| Year           | New Clubs | Dropped Clubs | Gain/ Loss Clubs | New Members | Charter Members | Reinstate Members | Transfer Members | Total Member Added | Total Members Dropped | Gain/ Loss Members |
|----------------|-----------|---------------|------------------|-------------|-----------------|-------------------|------------------|--------------------|-----------------------|--------------------|
| 2017-2018      | 0         | 2             | -2               | 112         | 1               | 5                 | 12               | 130                | 184                   | -54                |
| 2018-2019      | 0         | 2             | -2               | 95          | 0               | 2                 | 4                | 101                | 101                   | 0                  |
| 2019-2020      | 0         | 0             | 0                | 29          | 0               | 1                 | 2                | 32                 | 91                    | -59                |
| 2020-2021      | 1         | 1             | 0                | 63          | 19              | 2                 | 4                | 88                 | 142                   | -54                |
| 2021-2022      | 0         | 1             | -1               | 58          | 0               | 6                 | 3                | 67                 | 117                   | -50                |
| <b>Average</b> | <b>0</b>  | <b>1</b>      | <b>-1</b>        | <b>71</b>   | <b>4</b>        | <b>3</b>          | <b>5</b>         | <b>84</b>          | <b>127</b>            | <b>-43</b>         |



### Membership Composition June 2022 Cumulative



### Gender Composition June 2022 Cumulative

